




# ZD-M68 Paint Mixing Machine



## Features

- Drive structure are stable running, low noise, high reliability, easy maintenance.
- Unique and original can-fixed model creates easy operating.
- Fast and easy can handling.
- Streamlined paint mixing system fast assembly, flexible configuration.
- An affordable mix system with a stylish design in easy-to-assembly kit form.
- Allows any configuration of a maximum 6 mixing shelves.
- Compatible stirring lid for all types of refinish cans.



## Technical data

<b>Power Supply</b>	220V/50Hz, 1 Phase
<b>Motor Power</b>	800 W
<b>Stirring Lid</b>	total 68 Pcs 48 cans for 1 litre 20 cans for 3 litre